

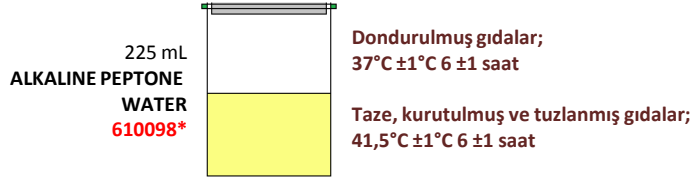
ISO TS 21872-1

Vibrio cholerae *Vibrio parahaemolyticus* aranması

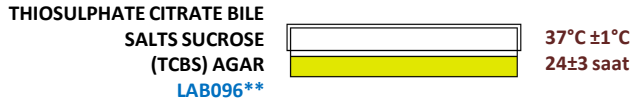
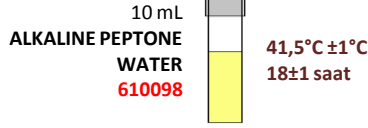
GIDA ÖRNEĞİ

25 g

HOMOJENİZASYON

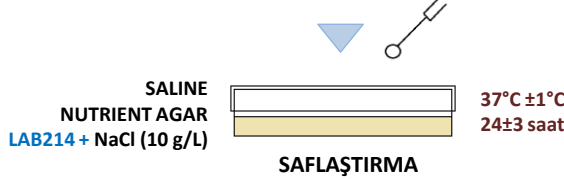


1 mL



Karakteristik *Vibrio cholerae* kolonileri
THIOSULPHATE CITRATE BILE SALTS SUCROSE (TCBS) AGAR; sarı renkli

Karakteristik *Vibrio parahaemolyticus* kolonileri
THIOSULPHATE CITRATE BILE SALTS SUCROSE (TCBS) AGAR; yeşil renkli



1 koloni + 5 mL Fizyolojik Tuzlu Su



MICROGEN GN ID A + B İDENTİFİKASYON PANELİ
35°C ±1°C 18-24 saat

MICROGEN GN-ID A+B PANEL
REPORT FORM

Lab No: 3341

Spesimen Tanı: *Vibrio cholerae*

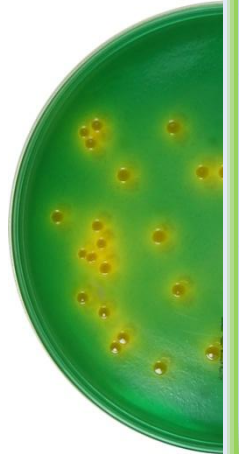
Form: *Vibrio cholerae*

Parametre	1	2	3	4	5	6	7	8	9	10	11	12
Protein	+	+	+	+	+	+	+	+	+	+	+	+
Gliserol	+	+	+	+	+	+	+	+	+	+	+	+
Malonimide	+	+	+	+	+	+	+	+	+	+	+	+

Profile No: 67600760 Final Identifikasyon: *V. cholerae*

SONUÇLARIN DEĞERLENDİRİLMESİ

İDENTİFİKASYON SONUCUNUN
MICROGEN YAZILIMI İLE ALINMASI



TCBS AGAR (*Vibrio cholerae*)

** Dehidre besiyerinin
LIOFILCHEM ürün kodu
* Dehidre besiyerinin
LAB M ürün kodu